



**Report of the Chief Electoral Officer
to the Legislative Assembly**

2022

**ANNUAL REPORT ON
POLITICAL PARTY REVENUES**

January 1, 2022 to December 31, 2022



**ANNUAL REVENUE RETURN
POLITICAL PARTY REVENUES**

Table of Contents

Introduction.....	1
Electoral Finance	1
Financial Provisions Legislation	1
Reports on Annual Revenue Returns.....	1
Reports following an Electoral Event.....	2
Terms and Definitions.....	2
Revenue	2
Other Revenue.....	3
Contributions.....	3
Contributors.....	3
Contribution Limits	4
Disclosure of Contributions	4
Disclosure of Contributors.....	4
Contribution Tax Credits	5
Contents of the 2022 Annual Revenue Return Report.....	5
Registered Political Parties	6
Election Act Compliance.....	6
Annual Revenue Returns Highlights	7
Summary of Reported Revenue by Type and Party.....	8
Summary of Reported Revenue by Source and Party.....	9
Summary of Reported Revenue by Origin and Party.....	10
Summary of Reported Contributions (Monetary + In-Kind).....	11
Reported Contributions (Monetary + In-Kind) by Source and Party	12
Yukon Liberal Party 2022 Revenue Report	13
Summary of Reported Revenue and Contributions to the Yukon Liberal Party	13
Monetary Contributions to the Yukon Liberal Party over \$250.....	15
In-Kind Contributions to the Yukon Liberal Party over \$250	16
Yukon Party 2022 Revenue Report	17
Summary of Reported Revenue and Contributions to the Yukon Party	17
Monetary Contributions to the Yukon Party over \$250	19
In-Kind Contributions to the Yukon Party over \$250.....	21

Yukon New Democratic Party 2022 Revenue Report	23
Summary of Reported Revenue and Contributions to the Yukon NDP	23
Monetary Contributions to the Yukon NDP over \$250.....	25
In-Kind Contributions to the Yukon NDP over \$250	27
Yukon Freedom Party 2022 Revenue Report.....	28
Summary of Reported Revenue and Contributions to the Yukon Freedom Party.....	28
Monetary Contributions to the Yukon Freedom Party over \$250	30
In-Kind Contributions to the Yukon Freedom Party over \$250	30
Five-year Annual Revenue (Total Revenue) Comparison.....	31
Five-year Annual Contribution Summary	32

Introduction

On or before the last day of March each year, registered political parties are required to file an annual revenue return with the Chief Electoral Officer. This annual report by Elections Yukon summarizes the revenue received by registered political parties for the 2022 calendar year.

Electoral Finance

In a democracy, elections between competing political parties and movements have been the dominant process to elect governments. To reach out to the electorate and explain their goals and policies, and to receive input from the people on their views, candidates and political parties require funding. Access to funding, with no strings attached, is crucial to the overall vibrancy of an electoral and democratic system.¹

Rules regarding electoral finance are primarily based on the premise that money can be a significant factor in electoral success. As such, political finance regulation has an important role in providing a framework designed to make financing fair and transparent. This includes requirements respecting contributions to the various political entities involved in the territorial election.

Fairness in election finance allows candidates and parties to obtain the financial means to conduct their operations and campaigns while supporting the right of the public to participate by making contributions. Limiting contributions or expenses creates level playing fields.

Transparency in election finance provides for the filing of financial reports and returns of election revenues and expenses and the public disclosure of the data.

Financial Provisions Legislation

The Yukon *Elections Act* provides the regulatory framework designed to make the financing of the political system transparent and fair. ‘Financial Provisions for Candidates and Registered Political Parties’ are contained in Part 6 of the *Act*.

The *Elections Act* specifies statutory election financial reports required of political parties and candidates.

Reports on Annual Revenue Returns

This is an annual revenue return to the Chief Electoral Officer filed by registered political parties on or before the last day of March in each year. It provides the total revenues (contributions and total of ‘other revenues’) received by the political parties for the calendar year.

This report sets out the total amount of the political party’s revenue and the number, type, and total amount of all contributions. This report is limited to revenue. There are no financial statements such as balance sheets or income statements. There is no requirement to report liabilities, detail other revenue, or surplus/deficit position, or to identify assets, loans, or holdings.

¹ Magnus Ohman, “An Introduction to Political Finance,” in *Funding of Political Parties and Election Campaigns: A Handbook on Political Finance*. (Stockholm, International IDEA, 2014), page 1.

Reports following an Electoral Event

These reports are based on the 'election period' as provided for in the *Elections Act*. It is the period between the issue of the writ and ends on the date of the return of the writ. Each political party and candidate are to file on or before the 90th day after the return of the writ:

- **Election Revenue Return (ERR):** This return is required of all candidates and political parties after an election event. It provides the total revenues (contributions and total of 'other revenues') received by candidates and the political parties).

This report sets out the total amount of the registered political party or candidate has received for campaign purposes and identifies each amount included in the total.

For political parties, it reports each amount received in the name of the candidate endorsed by the political party, or the amount received from a candidate endorsed by the political party, for expenses, including those for notices or advertising paid by the registered political party on behalf of the candidate.

For candidates, it reports each amount received from a registered political party, or by a registered political party on behalf of a candidate.

- **Election Expenses Return (EER):** This return is required of all candidates and political parties after an election event. It provides the total fair market value of goods and services used during the election period.

This report sets out the fair market value of all goods and services used during the election period.

Categories include electronic and print media, office and administration, personnel, election travel, and any other costs (such as candidate stipends).

- **Election Financing Return (EFR):** This return is required of all candidates and political parties and after an election event. It provides the information used in the election revenue and election expense reports to identify a surplus or deficit and provides debt holder information and surplus fund disposition requirements.

This report sets out the total revenues (as reported in the election revenue return), total expenses (as reported in the election expenses return), and the amount surplus or deficit determined by subtracting total expenses from the total of all revenues received.

If a deficit is reported, the report shall include the names and addresses of all debt holders and the amount of each debt.

If a registered political party endorsed the candidate, the candidate's surplus funds shall be paid to the political party and proof of payment made is provided with the election financing return. If a registered political party did not endorse the candidate, the surplus funds are to be paid to the Chief Electoral Officer who will pay them to the Yukon Consolidated Revenue Fund.

Terms and Definitions

Revenue

For reporting purposes, revenue for a period means the total of all amounts received as contributions and all other revenue.

Other Revenue

All non-contribution revenues (such as fundraising, donations, memberships, etc.) combined and reported to the Chief Electoral Officer as a single total sum as 'other revenue.' It is interpreted as gross revenue minus contributions. Other revenue includes:

- proceeds from fundraising activities;
- donations received at meetings and rallies held for political purposes;
- membership fees;
- event registration fees;
- loans; and
- income from investments or other sources

'Other revenue' is not reported by category. Receipts, statements, or other documentation are not required with the 'other revenue' report submission.

Contributions

Contributions are gifts made to a political party in the form of money, goods, services, or discounts off the usual price of goods and services. It does not include volunteer labour or the payment of a candidate's nomination deposit. Contributions are identified by type as either monetary or in-kind. Official receipts are issued for both types of contributions, but only monetary contributions are eligible for a political tax credit from the Canada Revenue Agency. The statutory requirements of the annual report require an itemized tally of each contribution made. Receipts are required to be issued for all contributions by officials authorized for that purpose by the leader of the respective party.

- **Monetary contributions:** These are contributions in the form of money and include cash, the monetary value of negotiable instruments (such as cheques), and money conveyed by credit card or other similar means.
- **Contributions In-Kind:** These are contributions of goods and services. As examples, these include the donation of goods such as used office equipment or the donation of services such as computer repairs. The amount of a contribution in-kind is its fair market value when they are made.
- **Anonymous Contributions:** Candidates and registered political parties are not to accept anonymous contributions. If an anonymous contribution in cash or equivalent is received, it shall be immediately remitted to the Chief Electoral Officer and paid into the Yukon Consolidated Revenue Fund. In the case of an anonymous in-kind contribution of a good or service, it shall be immediately delivered to the Chief Electoral Officer who shall donate it to a non-profit group or dispose of it in any other manner the Chief Electoral Officer deems appropriate. Proceeds from the disposition, if any, are paid into the Yukon Consolidated Revenue Fund.
- **Donations Made at a Meeting or Rally Held for Political Purposes:** These donations are deemed not to be anonymous contributions and are to be included as other revenue as reported in both the annual revenue return and election revenue return as appropriate.

Contributors

A contributor is a person or unincorporated group. There are no restrictions regarding eligibility as an elector or jurisdictional location to be a contributor.

- **Person:** includes an individual; a corporation incorporated in any jurisdiction; and a partnership or other unincorporated association, organization or body that is registered under the *Partnership and Business Names Act*.
- **Unincorporated groups:** includes trade unions, political parties, and any other entity that is not a person.

Contribution Limits

There are no limits to the number or value of contributions that a contributor can make. All contributions must be properly receipted and reported by the party.

There is no restriction on who can contribute to a party, as long as the contributor's information is provided.

There is no limit on the total amount of contributions a party can accept. All the contributions must be properly disclosed.

Disclosure of Contributions

All contributions, both monetary and in-kind, must be reported. The annual revenue return must include duplicate copies of all official receipts issued.

Contributors' information is publicly disclosed if total contributions exceed \$250. For each total contribution over \$250, the name and address of the contributor is reported, along with the amount contributed. In-kind contributions that are subject to disclosure also include a description of the goods or services contributed.

A contribution over \$250 is made when the total of monetary and in-kind contributions exceeds \$250 in a calendar year.

Annual revenue returns filed with the Chief Electoral Officer are public information and are available for public inspection at Elections Yukon during regular business hours. The *Elections Act* prohibits the disclosure of names of contributors who contribute a total of \$250 or less. Access to duplicates of receipts is not authorized.

Reports published by the Chief Electoral Officer are available on the Elections Yukon website or by contacting the office.

Disclosure of Contributors

Contributors are reported as persons (individuals, corporations, and partnerships) or unincorporated groups (trade union, political party, other entity not a person). All contributions, both monetary and in-kind, must be reported.

- **Contributions up to \$50:** The number of contributions is reported with total amounts. The names and addresses of contributors are not disclosed in this report nor are they available for public disclosure.
- **Contributions more than \$50 and up to \$250 from persons:** The number of contributions is reported with total amounts. The names and addresses of contributors are not disclosed in this report nor are they available for public disclosure.
- **Contributions more than \$50 and up to \$250 from unincorporated groups:** Trade unions and other political parties must provide a statement, which identifies their name and address; other unincorporated groups must provide the name and address of a principal of the group. The names and addresses are not disclosed in this report nor are they available for public disclosure.

A candidate or political party shall not accept donations of more than \$50 from an unincorporated group unless a statement containing the information noted in the previous paragraph accompanies it.

- **Contributions of more than \$250 from persons:** For each contributor who contributed more than \$250 in total, the following information is disclosed in this report: the contributor's name and location, amount of the contribution, types of contribution, and where a contribution is in kind, a description of the contribution.
- **Contributions of more than \$250 from unincorporated groups:** Trade unions and other political parties must provide a statement, which identifies their name and address; other unincorporated groups must provide the name and address of a principal of the group. For each unincorporated group who contributed more than \$250 in total, the name and address of the trade union or political party, or the name and address of the person who is a principal of the unincorporated group is disclosed.

Unincorporated groups must provide a statement, which identifies the name and address of each contributor of more than \$250 towards the total contribution or indicate that there were no individual contributions of more than \$250.

Contribution Tax Credits

The Political Contribution Tax Credit is available to individuals and corporations that contribute to a recognized territorial political party or candidate. The latest update to credit amounts was on January 1, 2016. The maximum annual credit is \$650, which results from a total contribution of \$1,275 or more.

The credit amount is calculated as the sum of:

- 75% of the first \$400 of contributions
- 50% of the next \$350 of contributions
- 33.33% of the next \$525 of contributions

Contents of the 2022 Annual Revenue Return Report

This report contains information from the annual revenue returns filed by registered political parties for the 2022 calendar year.

Party officials completed their annual revenue returns in accordance with the *Elections Act*, as amended in December 2015. Proper completion required the meticulous tracking of contributions and financial records, verification of contributors' information, and preparation and distribution of official receipts.

Collaboration between Elections Yukon and political party officials in supporting financial reports was conducted through orientation and information sessions as well as updates and reminders to promote on time and compliant filing.

Elections Yukon is responsible for the provision and issue of official receipts to authorized officials of the political parties. In addition, a software program access was provided with a guide and templates to facilitate the issue of receipts and reporting by political parties.

Registered Political Parties

As of December 31, 2022, there were four political parties registered in accordance with section 44 of the *Elections Act*.

Political Party	Party President	Authorized Financial Agent
Yukon Liberal Party	Carly Carruthers	Clarence Timmons
Yukon Party	Melanie Brais	Philip Fitzgerald
Yukon NDP	Jan Stick	Kim Boram
Yukon Freedom Party	Joseph Zelezny	Kevin Maves

Election Act Compliance

In accordance with section 382 of the *Elections Act*, parties were required to file annual revenue returns by March 31, 2023, to report all revenue received during the 2022 calendar year. All reports were completed and filed on time and no party reported any anonymous contributions (monetary or in-kind).

As required by the *Elections Act*, all official receipts were accounted for.

Annual Revenue Returns Highlights



458

Contributions were made to political parties



\$284,614

In revenue was reported for all four political parties



41%

Of all reported revenue was as other revenue



53%

Of the total reported revenue came from contributions made within the Yukon



\$166,238

Total contributions (monetary + in-kind) were made to political parties



\$352

Average monetary contribution



\$428

Average in-kind contribution value



0

Contributions were reported from unincorporated groups, including trade unions and political parties.

Summary of Reported Revenue by Type and Party

In 2022, the four registered political parties reported total revenue of \$284,614. Of the total revenue, nearly half (49%) was came from monetary contributions. The balance of the political parties' revenue came from either in-kind contributions (10%) or other revenue (41%).

Figure 1: Total Reported Revenues by Type, All Parties

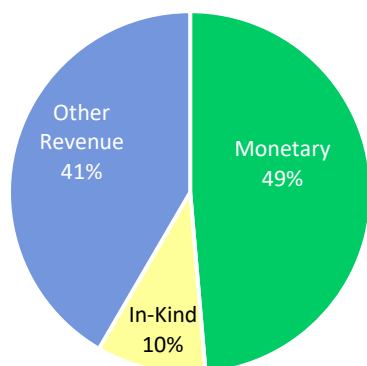


Figure 2: Total Reported Revenue by Type and Party

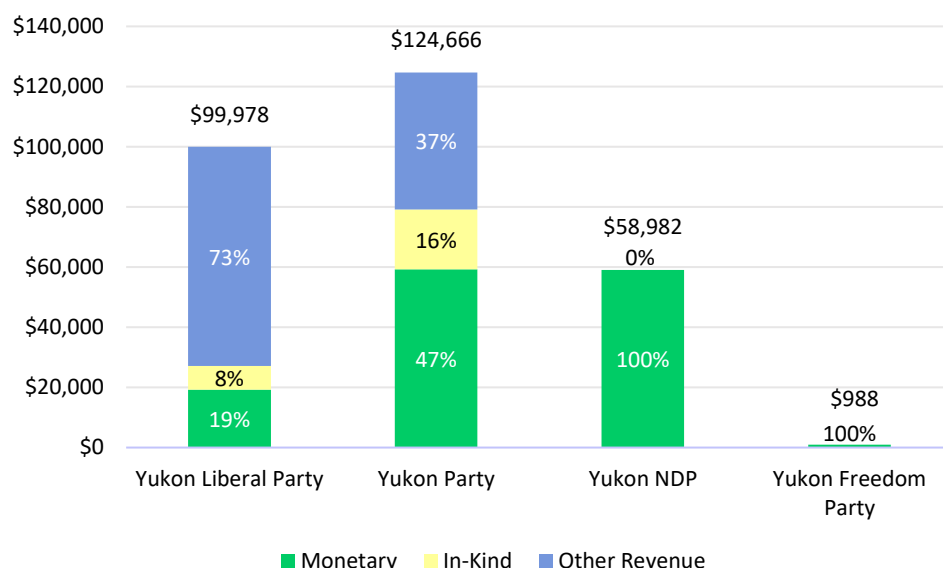


Table 1: Total Reported Revenues by Type, All Parties

Political Party	Monetary	In-Kind	Other Revenue	Total Revenue
Yukon Liberal Party	\$19,264	\$7,889	\$72,825	\$99,978
Yukon Party	\$59,208	\$19,907	\$45,551	\$124,666
Yukon NDP	\$58,982	\$0	\$0	\$58,982
Yukon Freedom Party	\$988	\$0	\$0	\$988
YUKON TOTAL	\$138,442	\$27,796	\$118,376	\$284,614

Summary of Reported Revenue by Source and Party

Of the total reported revenue, nearly half (49%) came from contributions (monetary + in-kind) made by individuals. The remainder came from either contributions (monetary + in-kind) from corporations (10%) or other revenue (41%).

No political party reported receiving a contribution from unincorporated groups, including trade unions and political parties.

Figure 3: Total Reported Revenues by Source, All Parties

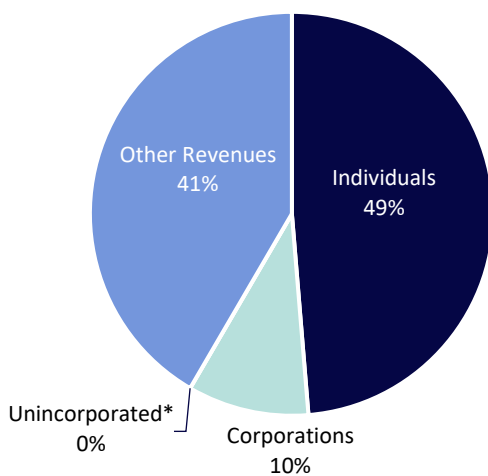


Figure 4: Total Reported Revenue by Type and Party

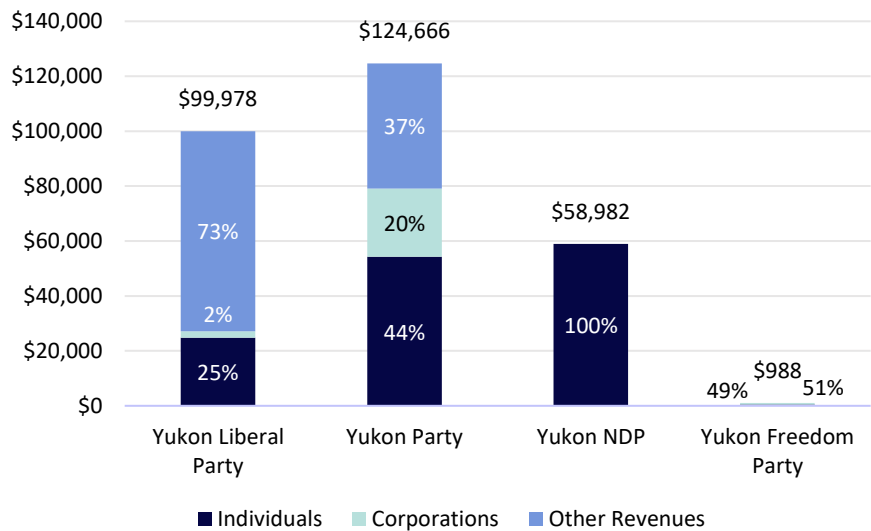


Table 2: Reported Revenues by Source and Party

Political Party	Individuals	Corporations	Unincorporated*	Other Revenue	Total Revenue
Yukon Liberal Party	\$24,839	\$2,314	\$0	\$72,825	\$99,978
Yukon Party	\$54,270	\$24,845	\$0	\$45,551	\$124,666
Yukon NDP	\$58,982	\$0	\$0	\$0	\$58,982
Yukon Freedom Party	\$488	\$500	\$0	\$0	\$988
YUKON TOTAL	\$138,579	\$27,659	\$0	\$118,376	\$284,614

*Unincorporated includes Trade Unions and Political Parties

Summary of Reported Revenue by Origin and Party

Of the total reported revenue, more than half (53%) were from contributions from within the Yukon. The remainder came from either other revenue (41%), contributions from the rest of Canada (5%), or foreign sources (0.4%).

Figure 5: Total Reported Revenues by Origin, All Parties

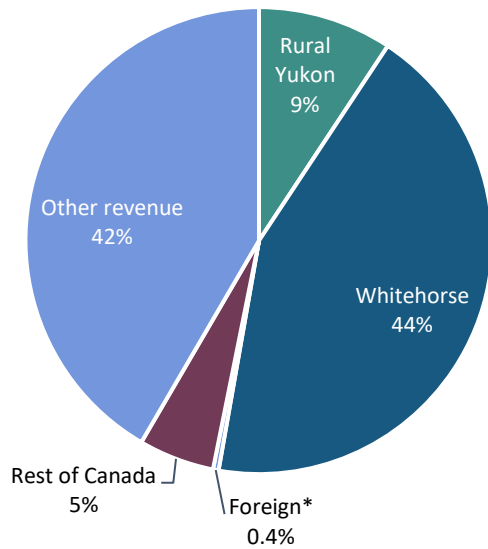


Figure 6: Total Reported Revenue by Origin and Party

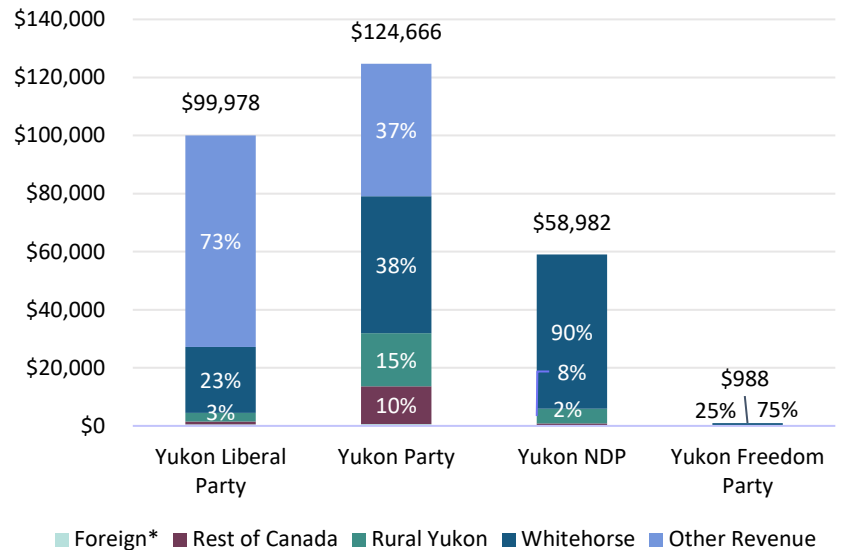


Table 3: Reported Revenue by Origin and Party

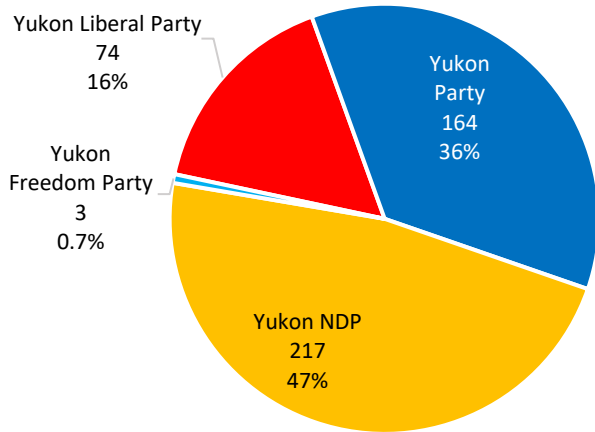
Political Party	Whitehorse	Rural Yukon	Rest of Canada	Foreign*	Other Revenue	Total Revenue
Yukon Liberal Party	\$22,723	\$2,900	\$1,030	\$500	\$72,825	\$99,978
Yukon Party	\$47,171	\$18,330	\$13,014	\$600	\$45,551	\$124,666
Yukon NDP	\$53,087	\$5,005	\$890	\$0	\$0	\$58,982
Yukon Freedom Party	\$740	\$248	\$0	\$0	\$0	\$988
YUKON TOTAL	\$123,721	\$26,483	\$14,934	\$1,100	\$118,376	\$284,614

*all foreign donations reported were from the United States

Summary of Reported Contributions (Monetary + In-Kind)

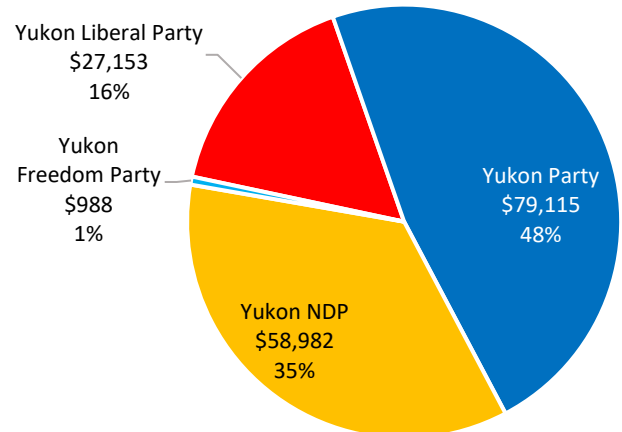
In 2022, the four registered political parties reported receiving from a combined 458 contributions with a total value of \$166,238.

Figure 7: Distribution of Contributors (#), by Party



Total contributors = 508

Figure 8: Distribution of Contributions (\$), by Party



Total contributions = \$166,238

The average contribution amount (monetary and in-kind) was \$363.

Figure 9: Average Contribution Amount, by Type and Party

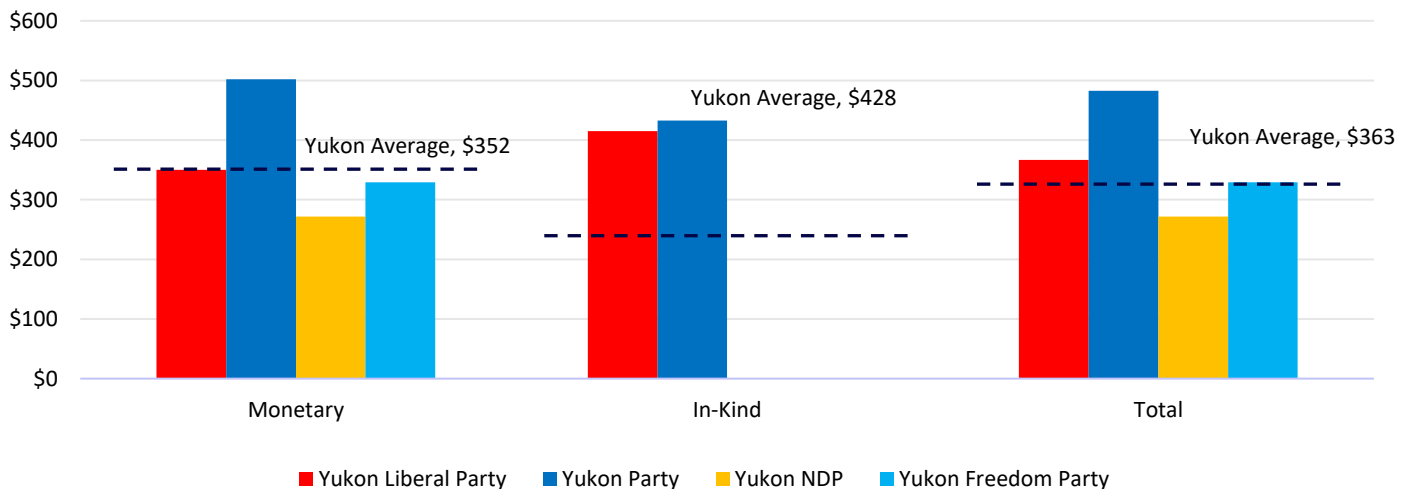


Table 4: Reported Contributions and Number of Contributors, by Type and Party

Political Party	Monetary Contributions		In-Kind Contributions		All Contributions	
	Contributors	Average \$	Contributors	Average \$	Contributors	Average \$
Yukon Liberal Party	55	\$350	19	\$415	74	\$367
Yukon Party	118	\$502	46	\$433	164	\$482
Yukon NDP	217	\$272	0	n/a	217	\$272
Yukon Freedom Party	3	\$329	0	n/a	3	\$329
YUKON TOTAL	393	\$352	65	\$428	458	\$363

Reported Contributions (Monetary + In-Kind) by Source and Party

Of the combined \$166,238 in contributions (monetary + in-kind), nearly three-quarters (73%) were monetary contributions from individuals. The remainder were monetary contributions from corporations (10%), in-kind contributions from individuals (10%), and in-kind contributions from corporations (7%). No political party reported receiving a contribution from unincorporated groups, including trade unions and political parties.

Figure 10: Contributions by Source, All Parties

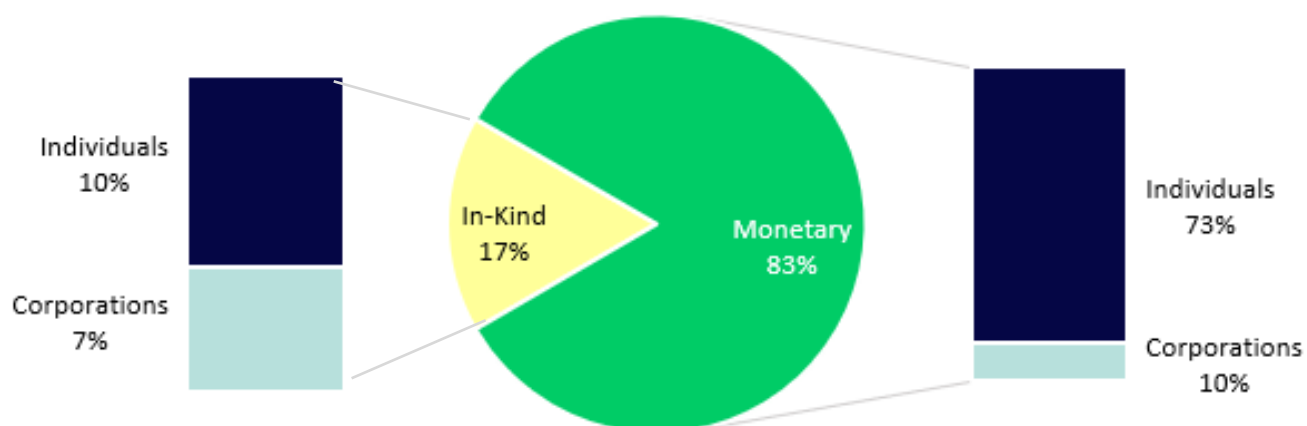


Table 5: Reported Contributions by Source, All Parties

All Parties	Total contributors	Total Contribution	Average Contribution
Monetary	393	\$138,442	\$352
Individual	378	\$121,767	\$322
Corporation	15	\$16,675	\$1,112
Unincorporated*	0	\$0	n/a
In-Kind	65	\$27,796	\$428
Individual	46	\$16,812	\$365
Corporation	19	\$10,984	\$578
Unincorporated*	0	\$0	n/a
Total	458	\$166,238	\$363
Individual	424	\$138,579	\$327
Corporation	34	\$27,659	\$813
Unincorporated*	0	\$0	n/a

*Unincorporated includes Trade Unions and Political Parties

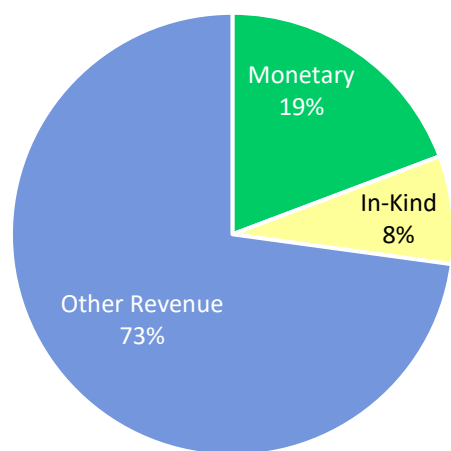
Yukon Liberal Party 2022 Revenue Report

Summary of Reported Revenue and Contributions to the Yukon Liberal Party

In 2022, the Yukon Liberal Party reported a total of \$99,978 in revenue. Of their total revenue, 73% was other revenue. The remainder came from monetary (19%) and in-kind (8%) contributions.

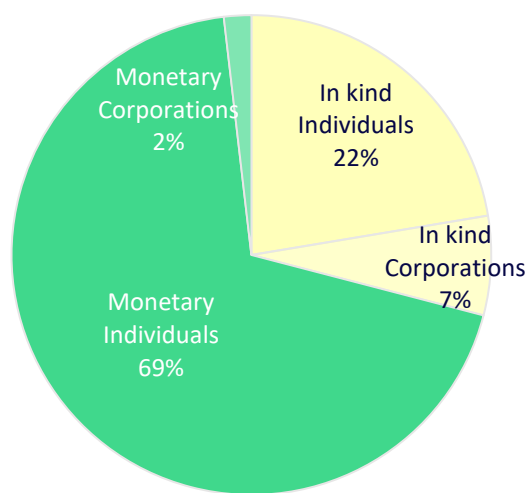
Of the \$27,153 in contributions reported by the Yukon Liberal Party in 2022, more than two-thirds (69%) were monetary contributions from individuals.

Figure 11: Total Reported Revenue by Source, Yukon Liberal Party



Total annual revenue = \$99,978

Figure 12: Total Reported Contributions by Source, Yukon Liberal Party



Total reported contributions = \$27,153

Table 6: Total Reported Revenue by Source, Yukon Liberal Party

Yukon Liberal Party	Total contributors	Total Amount	Average Contribution
Monetary	55	\$19,264	\$350
Individual	54	\$18,764	\$347
Corporation	1	\$500	\$500
Unincorporated*	0	\$0	n/a
In-Kind	19	\$7,889	\$415
Individual	14	\$6,075	\$434
Corporation	5	\$1,814	\$363
Unincorporated*	0	\$0	n/a
Other Revenue	n/a	\$72,825	n/a
Total	74	\$99,978	\$367**
Individual	68	\$24,839	\$365
Corporation	6	\$2,314	\$386
Unincorporated*	0	\$0	n/a

*Unincorporated includes Trade Unions and Political Parties

**Average total contribution *excludes* other revenue

Table 7: Total Reported Contributions by Contribution Value, Yukon Liberal Party

		Total contributors	Total Contribution	Average Contribution
Monetary contributions	Individuals	54	\$18,764	\$347
	up to \$50	2	\$60	\$30
	\$50.01 to \$250	30	\$6,469	\$216
	Over \$250	22	\$12,235	\$556
	Corporations	1	\$500	\$500
	up to \$50.00	0	\$0	n/a
	\$50.01 to \$250.00	0	\$0	n/a
	Over \$250	1	\$500	\$500
	Unincorporated*	0	\$0	n/a
	MONETARY TOTAL	55	\$19,264	\$350
	up to \$50.00	2	\$60	\$30
	\$50.01 to \$250.00	30	\$6,469	\$216
	Over \$250	23	\$12,735	\$554
In-Kind Contributions	Individuals	14	\$6,075	\$434
	up to \$50.00	0	\$0	n/a
	\$50.01 to \$250.00	4	\$675	\$169
	Over \$250	10	\$5,400	\$540
	Corporations	5	\$1,814	\$363
	up to \$50.00	0	\$0	n/a
	\$50.01 to \$250.00	3	\$605	\$202
	Over \$250	2	\$1,209	\$604
	Unincorporated*	0	\$0	n/a
	IN-KIND TOTAL	19	\$7,889	\$415
	up to \$50.00	0	\$0	n/a
	\$50.01 to \$250.00	7	\$1,280	\$183
	Over \$250	12	\$6,609	\$551
Total Contributions	Individuals	68	\$24,839	\$365
	up to \$50.00	2	\$60	\$30
	\$50.01 to \$250.00	34	\$7,144	\$210
	Over \$250	32	\$17,635	\$551
	Corporations	6	\$2,314	\$386
	up to \$50.00	0	\$0	n/a
	\$50.01 to \$250.00	3	\$605	\$202
	Over \$250	3	\$1,709	\$570
	Unincorporated*	0	\$0	n/a
	TOTAL CONTRIBUTIONS	74	\$27,153	\$367
	up to \$50.00	2	\$60	\$30
	\$50.01 to \$250.00	37	\$7,749	\$209
	Over \$250	35	\$19,344	\$553

*Unincorporated includes Trade Unions and Political Parties

Monetary Contributions to the Yukon Liberal Party over \$250

Contributor	Community	Amount
Nils Clarke	Whitehorse	\$1,250
Ranj Pillai	Whitehorse	\$1,000
Jason Cunning	Whitehorse	\$750
John Streicker	Marsh Lake	\$750
Susan Walton	Marsh Lake	\$750
Maira Lassen	Whitehorse	\$740
Ian MacDonald	Whitehorse	\$600
Arthur Mitchell	Whitehorse	\$500
BMC Minerals	Whitehorse	\$500
Brandon Kassbaum	Whitehorse	\$500
Clarence Timmons	Whitehorse	\$500
Gary McRobb	Whitehorse	\$500
Joyce Chang	Whitehorse	\$500
Nancy Mitchell	Whitehorse	\$500
Shayne Fairman	Whitehorse	\$500
Varun Prasad	Burnaby, BC	\$500
Ann Bowen	Whitehorse	\$400
Geoffrey Scherer	Whitehorse	\$400
Aaron Casselman	Whitehorse	\$375
Neil Hartling	Whitehorse	\$350
Kim Stavert	Whitehorse	\$300
Sunny Patch	Whitehorse	\$300
Carly Carruthers	Whitehorse	\$270
Monetary Contributions to the Yukon Liberal Party Over \$250		\$12,735
Monetary Contributions to the Yukon Liberal Party \$250 and Under		\$6,529
TOTAL MONETARY CONTRIBUTIONS TO THE YUKON LIBERAL PARTY		\$19,264

In-Kind Contributions to the Yukon Liberal Party over \$250

Contributor	Community	Description	Amount
Air North, Yukon's Airline	Whitehorse	Return Flight. YXY to/from AB or BC	\$889
Sandy Silver	Dawson City	Dawson City Super Experience	\$750
Jeremy Harper	Pelly Crossing	Hand-beaded Mittens Hand-beaded Ladies Slippers	\$650
Richard Mostyn	Whitehorse	Scotch and Chocolates Rum and Snacks	\$625
Amy Ryder	Whitehorse	Skincare and Nutrition Mega Pack	\$550
Carly Carruthers	Whitehorse	Yukon Brewing Advent Calendar Pack Yukon Soap Company Gift Pack x2	\$525
Jeanie McLean	Whitehorse	An evening with Bria Rose	\$500
Nils Clarke	Whitehorse	Cabin Retreat Basket	\$500
Cathy Archbould	Whitehorse	Headshot Session	\$450
Myke McPhee	Whitehorse	Limited Edition Brent Heighten Art	\$450
Tracy McPhee	Whitehorse	Italian Feast Basket Knitting Crafters Kit	\$400
Angelina's Toy Boutique	Whitehorse	Marvel Studios Dr. Strange Lego Set	\$320
In-Kind Contributions to the Yukon Liberal Party Over \$250			\$6,609
In-Kind Contributions to the Yukon Liberal Party \$250 and Under			\$1,280
TOTAL IN-KIND CONTRIBUTIONS TO THE YUKON LIBERAL PARTY			\$7,889

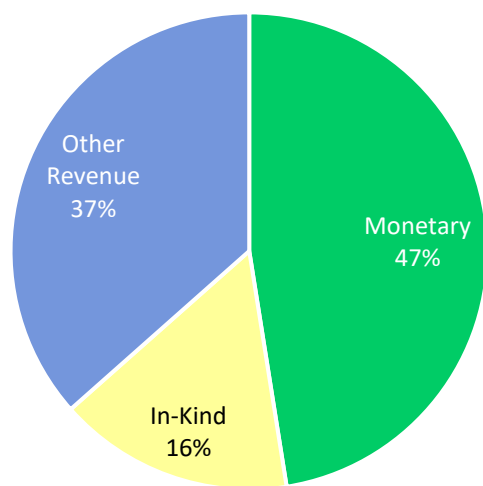
Yukon Party 2022 Revenue Report

Summary of Reported Revenue and Contributions to the Yukon Party

In 2022, the Yukon Party reported a total of \$124,666 in revenue. Of their total revenue, nearly half (47%) was from monetary contributions. The remainder came from other revenue (37%), and in-kind contributions (16%).

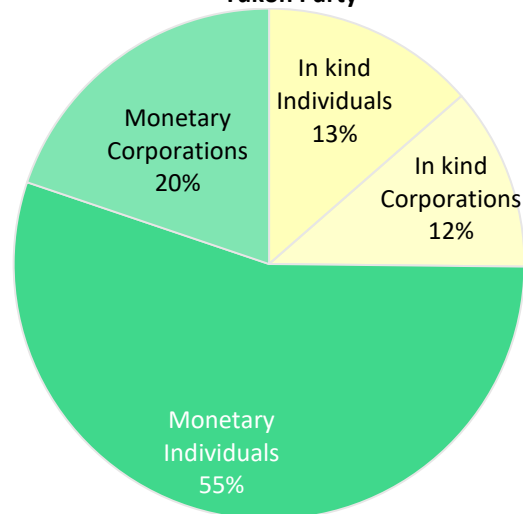
Of the \$79,115 in contributions reported by the Yukon Party in 2022, more than half (55%) were monetary contributions from individuals.

Figure 13: Total Reported Revenue by Source, Yukon Party



Total annual revenue = \$124,666

Figure 14: Total Reported Contributions by Source, Yukon Party



Total reported contributions = \$79,115

Table 8: Total Reported Revenue by Source, Yukon Party

Yukon Party	Total contributors	Total Amount	Average Contribution
Monetary	118	\$59,208	\$502
Individual	105	\$43,533	\$415
Corporation	13	\$15,675	\$1,206
Unincorporated*	0	\$0	n/a
In-Kind	46	\$19,907	\$433
Individual	32	\$10,737	\$336
Corporation	14	\$9,170	\$655
Unincorporated*	0	\$0	n/a
Other Revenue	n/a	\$45,551	n/a
Total	164	\$124,666	\$482**
Individual	137	\$54,270	\$396
Corporation	27	\$24,845	\$920
Unincorporated*	0	\$0	n/a

*Unincorporated includes Trade Unions and Political Parties

**Average total contribution *excludes* other revenue

Table 9: Total Reported Contributions by Contribution Value, Yukon Party

		Total contributors	Total Contribution	Average Contribution
Monetary contributions	Individuals	105	\$43,533	\$415
	up to \$50	2	\$75	\$38
	\$50.01 to \$250	59	\$9,579	\$162
	Over \$250	44	\$33,879	\$770
	Corporations	13	\$15,675	\$1,206
	up to \$50.00	0	\$0	n/a
	\$50.01 to \$250.00	6	\$1,300	\$217
	Over \$250	7	\$14,375	\$2,054
	Unincorporated*	0	\$0	n/a
	MONETARY TOTAL	118	\$59,208	\$502
In-Kind Contributions	up to \$50.00	2	\$75	\$38
	\$50.01 to \$250.00	65	\$10,879	\$167
	Over \$250	51	\$48,254	\$946
	Individuals	32	\$10,737	\$336
	up to \$50.00	3	\$122	\$41
	\$50.01 to \$250.00	15	\$1,875	\$125
	Over \$250	14	\$8,740	\$624
	Corporations	14	\$9,170	\$655
	up to \$50.00	1	\$25	\$25
	\$50.01 to \$250.00	7	\$995	\$142
Total Contributions	Over \$250	6	\$8,150	\$1,358
	Unincorporated*	0	\$0	n/a
	IN-KIND TOTAL	46	\$19,907	\$433
	up to \$50.00	4	\$147	\$37
	\$50.01 to \$250.00	22	\$2,870	\$130
	Over \$250	20	\$16,890	\$845
	Individuals	137	\$54,270	\$396
	up to \$50.00	5	\$197	\$39
	\$50.01 to \$250.00	74	\$11,454	\$155
	Over \$250	58	\$42,619	\$735
Total Contributions	Corporations	27	\$24,845	\$920
	up to \$50.00	1	\$25	\$25
	\$50.01 to \$250.00	13	\$2,295	\$177
	Over \$250	13	\$22,525	\$1,733
	Unincorporated*	0	\$0	n/a
	TOTAL CONTRIBUTIONS	164	\$79,115	\$482
	up to \$50.00	6	\$222	\$37
	\$50.01 to \$250.00	87	\$13,749	\$158
	Over \$250	71	\$65,144	\$918

*Unincorporated includes Trade Unions and Political Parties

Monetary Contributions to the Yukon Party over \$250

Contributor	Community	Amount
Mark Mather	Dawson City	\$5,000
Norcope Enterprises	Whitehorse	\$5,000
Weston Road Lumber	Mississauga, ON	\$5,000
Brad Cathers	Whitehorse	\$2,300
Michael Shapiro	North York, ON	\$2,000
Currie Dixon	Whitehorse	\$1,560
Top Spot Ltd.	Haines Junction	\$1,500
Vanessa Innes	Whitehorse	\$1,251
Gordon Steele	Whitehorse	\$1,250
Patricia McLeod	Watson Lake	\$1,200
Ron Stanyer	Whitehorse	\$1,150
Cork & Bull	Whitehorse	\$1,000
Geraldine Van Bibber	Whitehorse	\$1,000
Karen Lang	Whitehorse	\$1,000
Midnight Sun Drilling	Whitehorse	\$1,000
Scott Kent	Whitehorse	\$1,000
Stuart Schmidt	Dawson City	\$1,000
Yvonne Clarke	Whitehorse	\$1,000
Philip Fitzgerald	Whitehorse	\$980
Stacey Hassard	Teslin	\$950
Brittany Dixon	Whitehorse	\$784
Kevan Ortvit	St. Catherine's, ON	\$600
Lupine Bulmer	Whitehorse	\$600
Pat McInroy	Whitehorse	\$600
Danny Macdonald	Whitehorse	\$550
Eileen Melnychuk	Whitehorse	\$550
44511 Yukon Inc.	Teslin	\$500
Peter Morawsky	Whitehorse	\$463

Contributor	Community	Amount
Douglas McNeil	Marsh Lake	\$400
Larry Lebedoff	Whitehorse	\$400
Mac Watson	Whitehorse	\$400
Nita Daniels	Whitehorse	\$400
Colbalt Construction	Whitehorse	\$375
Jasmine Sangria	Whitehorse	\$375
Aaron Florian	Utah, United States	\$350
Shirley Ford	Whitehorse	\$320
Lindsay Schneider	Whitehorse	\$302
Bill Darling	Haines Junction	\$300
Carel Alexander	Whitehorse	\$300
Chad Rogers	Toronto, ON	\$300
Eliezer Brodt	Thornhill, ON	\$300
Gavin Brauer	Thornhill, ON	\$300
Joel Etienne	Thornhill, ON	\$300
Lindsay Heyen	Whitehorse	\$300
Mark Beese	Whitehorse	\$300
Roddy Dale	Whitehorse	\$300
Tony Clement	Brampton, ON	\$300
Wade Istchenko	Haines Junction	\$300
William Hart	Marsh Lake	\$300
Eric Schroff	Whitehorse	\$290
Peter Wojtowicz	Whitehorse	\$254
Monetary Contributions to the Yukon Party Over \$250		\$48,254
Monetary Contributions \$250 and Under		\$10,954
TOTAL MONETARY CONTRIBUTIONS TO THE YUKON PARTY		\$59,208

In-Kind Contributions to the Yukon Party over \$250

Contributor	Community	Description	Amount
CAP Engineering	Edmonton, AB	Hockey Vacation Package	\$2,400
Wade Istchenko	Haines Junction	<ul style="list-style-type: none"> • 50% off Helicopter Fly-in Fishing trip • 50% off Hockey Tickets • Battery Charger 	\$1,980
8683691 Yukon Inc	Whitehorse	<ul style="list-style-type: none"> • Dinner for 25 at 506 Grill • 506 Grill Gift Certificate 	\$1,650
Carmen Bill	Haines Junction	50% off Helicopter Fly-in Fishing trip	\$1,600
Air North, Yukon's Airline	Whitehorse	Air North Gift Certificates x3	\$1,500
Rocking Star Adventures	Burwash Landing	<ul style="list-style-type: none"> • Scenic Flight • Stanley Socket Set 	\$1,100
Neighbourly North	Whitehorse	2 Nights at a Neighbourly North Property	\$1,000
Paul Brais	Whitehorse	<ul style="list-style-type: none"> • Husqvarna Chainsaw • Fly Fishing Rod/Reel Combo • Bass Pro Gift Cards x2 • Christmas Inflatable • Adult/Teen Colouring Set • Metal 3D Puzzle 	\$780
Travis Milos	Whitehorse	<ul style="list-style-type: none"> • Whiskey & Pairings Tasting Night • Whiskey Jacks Gift Cards x3 	\$700
Tim Bowie	Whitehorse	Snow Removal Gift Certificates x4	\$560
Natalie Taylor	Whitehorse	<ul style="list-style-type: none"> • Date Night at Home Gift Package • Decora Gift Card • Whiskey Lover Package • "Keep Calm and Currie On" Coffee Kit • "Cookies for Santa" Kit • Hand-beaded pin • Set of 2 Beer Glasses • "Tea Time" Gift Set • Electric Train Set 	\$510
Yukon Yamaha	Whitehorse	Ice Fishing Package	\$500
Brad Cathers	Whitehorse	Lake Laberge Dog Sled Picnic 1/2 Day Trip	\$450
Patricia McLeod	Watson Lake	<ul style="list-style-type: none"> • 50% off Hockey Tickets • 12" Frying Pan 	\$360

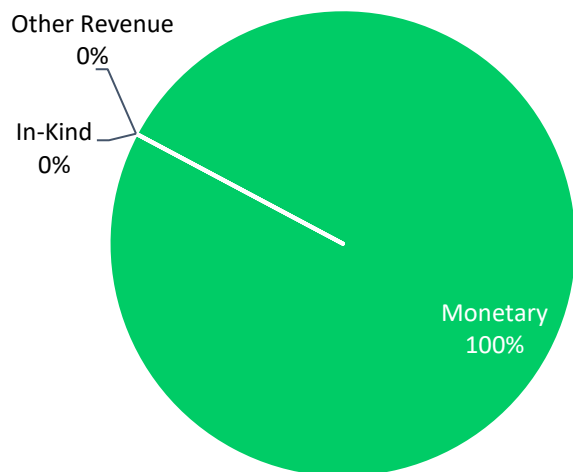
Contributor	Community	Description	Amount
Melanie Brais	Whitehorse	<ul style="list-style-type: none"> • (Wheel) "Barrow" of Fun Kit • Sipology Loose Tea Advent Calendar • Bass Pro Gift Cards & Hats x2 • "Keep Calm and Currie On" Coffee Mugs • Winterlong Gift Card 	\$350
Scott Kent	Whitehorse	<ul style="list-style-type: none"> • Casual Labour • Tim Hortons Gift Cards x4 • Cliffside Gift Card • Kilrich Gift Certificate 	\$325
Stacey Hassard	Teslin	Golf and Dinner Package	\$300
Eileen Melnychuk	Whitehorse	<ul style="list-style-type: none"> • Arbonne Gift Baskets x2 • Norwex Gift Pack 	\$285
Carmen Komish	Whitehorse	<ul style="list-style-type: none"> • Footcare by Richelle • Silver Plated Feather Necklace • Silver Heart Necklace • Silver Ring 	\$275
Scott Smeeton	Whitehorse	<ul style="list-style-type: none"> • Polaris Hoodie x4 • Polaris Toque 	\$265
In-Kind Contributions to the Yukon Party Over \$250			\$16,890
In-Kind Contributions to the Yukon Party \$250 and Under			\$3,017
TOTAL IN-KIND CONTRIBUTIONS TO THE YUKON PARTY			\$19,907

Yukon New Democratic Party 2022 Revenue Report

Summary of Reported Revenue and Contributions to the Yukon NDP

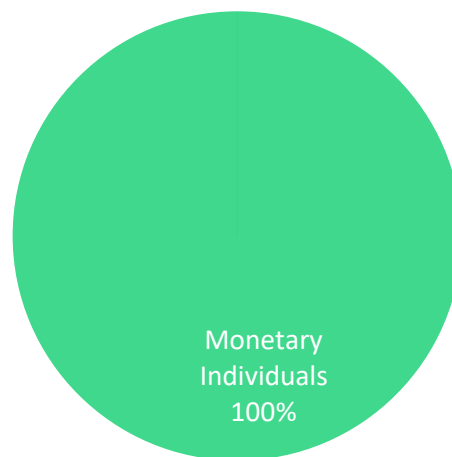
In 2022, the Yukon NDP reported a total of \$58,982 in revenue. Of their total revenue, all (100%) was from monetary contributions from individuals.

Figure 15: Total Reported Revenue by Source, Yukon NDP



Total annual revenue = \$58,982

Figure 16: Total Reported Contributions by Source, Yukon NDP



Total reported contributions = \$58,982

Table 10: Total Reported Revenue by Source, Yukon NDP

Yukon NDP	Total contributors	Total Amount	Average Contribution
Monetary	217	\$58,982	\$272
Individuals	217	\$58,982	\$272
Corporations	0	\$0	n/a
Unincorporated*	0	\$0	n/a
In-Kind	0	\$0	n/a
Individuals	0	\$0	n/a
Corporations	0	\$0	n/a
Unincorporated*	0	\$0	n/a
Other Revenue	n/a	\$0	n/a
Total	217	\$58,982	\$272
Individuals	217	\$58,982	\$272
Corporations	0	\$0	n/a
Unincorporated*	0	\$0	n/a

*Unincorporated includes Trade Unions and Political Parties

Table 11: Total Reported Contributions by Contribution Value, Yukon NDP

		Total contributors	Total Contribution	Average Contribution
Monetary contributions	Individuals	217	\$58,982	\$272
	up to \$50	50	\$2,020	\$40
	\$50.01 to \$250	101	\$15,499	\$153
	Over \$250	66	\$41,463	\$628
	Corporations	0	\$0	n/a
	up to \$50.00	0	\$0	n/a
	\$50.01 to \$250.00	0	\$0	n/a
	Over \$250	0	\$0	n/a
	Unincorporated*	0	\$0	n/a
	MONETARY TOTAL	217	\$58,982	\$272
	up to \$50.00	50	\$2,020	\$40
	\$50.01 to \$250.00	101	\$15,499	\$153
	Over \$250	66	\$41,463	\$628
In-Kind Contributions	Individuals	0	\$0	n/a
	up to \$50.00	0	\$0	n/a
	\$50.01 to \$250.00	0	\$0	n/a
	Over \$250	0	\$0	n/a
	Corporations	0	\$0	n/a
	up to \$50.00	0	\$0	n/a
	\$50.01 to \$250.00	0	\$0	n/a
	Over \$250	0	\$0	n/a
	Unincorporated*	0	\$0	n/a
	IN-KIND TOTAL	0	\$0	n/a
	up to \$50.00	0	\$0	n/a
	\$50.01 to \$250.00	0	\$0	n/a
	Over \$250	0	\$0	n/a
Total Contributions	Individuals	217	\$58,982	\$272
	up to \$50.00	50	\$2,020	\$40
	\$50.01 to \$250.00	101	\$15,499	\$153
	Over \$250	66	\$41,463	\$628
	Corporations	0	\$0	n/a
	up to \$50.00	0	\$0	n/a
	\$50.01 to \$250.00	0	\$0	n/a
	Over \$250	0	\$0	n/a
	Unincorporated*	0	\$0	n/a
	TOTAL CONTRIBUTIONS	217	\$58,982	\$272
	up to \$50.00	50	\$2,020	\$40
	\$50.01 to \$250.00	101	\$15,499	\$153
	Over \$250	66	\$41,463	\$628

*Unincorporated includes Trade Unions and Political Parties

Monetary Contributions to the Yukon NDP over \$250

Contributor	Community	Amount
Skeeter Wright	Whitehorse	\$2,098
Robin Steudel	Whitehorse	\$1,965
Annie Blake	Whitehorse	\$1,275
Emily Tredger	Whitehorse	\$1,275
John Carney	Haines Junction	\$1,275
Justin Lemphers	Whitehorse	\$1,275
Kate White	Whitehorse	\$1,275
Carole Kroening	Whitehorse	\$1,200
Jim Tredger	Whitehorse	\$1,200
Elizabeth Hanson	Whitehorse	\$1,100
Louise Hardy	Whitehorse	\$1,000
Spence Hill	Whitehorse	\$1,000
Thomas Parlee	Whitehorse	\$1,000
Lesley McCullough	Whitehorse	\$825
James Crowell	Whitehorse	\$810
Sidney Maddison	Whitehorse	\$800
David Whiteside	Whitehorse	\$750
Sandra Neill	Whitehorse	\$750
Elaine Michaud	Whitehorse	\$725
Vanessa Thorson	Whitehorse	\$660
Jan Stick	Whitehorse	\$645
Nancy Campbell	Whitehorse	\$610
Joanna Joniec	Whitehorse	\$600
Karen Barnes	Chemainus, BC	\$600
Max Fraser	Whitehorse	\$600
Philip Gibson	Whitehorse	\$600
Tom Rowles	Marsh Lake	\$600
Lois Moorcroft	Whitehorse	\$570

Contributor	Community	Amount
Peggy Land	Whitehorse	\$565
Renate Alwarid	Whitehorse	\$550
Ross Findlater	Whitehorse	\$550
Sue Findlater	Whitehorse	\$550
Pascaline Etter	Whitehorse	\$540
Deborah McNevin	Whitehorse	\$515
Emma Eaton	Whitehorse	\$475
Daniel Bader	Whitehorse	\$400
Francois Picard	Whitehorse	\$400
Julianna Scramstad	Whitehorse	\$400
Karin Keeley-Eriksson	Whitehorse	\$400
Karin Shell	Whitehorse	\$400
Katrina Mead	Whitehorse	\$400
Linda Clark	Mayo	\$400
Lisa Vollans-Leduc	Whitehorse	\$400
Malcolm Graham	Whitehorse	\$400
Marie Carr	Whitehorse	\$400
Robert Jickling	Whitehorse	\$400
Shelby Maunder	Whitehorse	\$400
Dave Stockdale	Whitehorse	\$360
Michele Genest	Whitehorse	\$360
Judy Pakozdy	Whitehorse	\$345
Duncan Smith	Dawson City	\$330
Earle Hayden	Whitehorse	\$320
Joanne Oberg	Whitehorse	\$305
Carol Ann Gingras	Whitehorse	\$300
George Green	Whitehorse	\$300
Josee Belisle	Whitehorse	\$300
Paula Mowat	Whitehorse	\$300

Contributor	Community	Amount
Piers McDonald	Whitehorse	\$300
Rick Buchan	Whitehorse	\$300
Bob Van Dijken	Whitehorse	\$295
Shelly-Ann McKee	Whitehorse	\$295
Lesley Wheeler-Dame	Whitehorse	\$290
Meagan Christie	Whitehorse	\$290
Hilary Smith	Whitehorse	\$285
Judith Harwood Dabbs	Tagish	\$285
Louis Paquet	Whitehorse	\$275
Monetary Contributions to the Yukon NDP Over \$250		\$41,463
Monetary Contributions to the Yukon NDP \$250 and Under		\$17,519
TOTAL MONETARY CONTRIBUTIONS TO THE YUKON NDP		\$58,982

In-Kind Contributions to the Yukon NDP over \$250

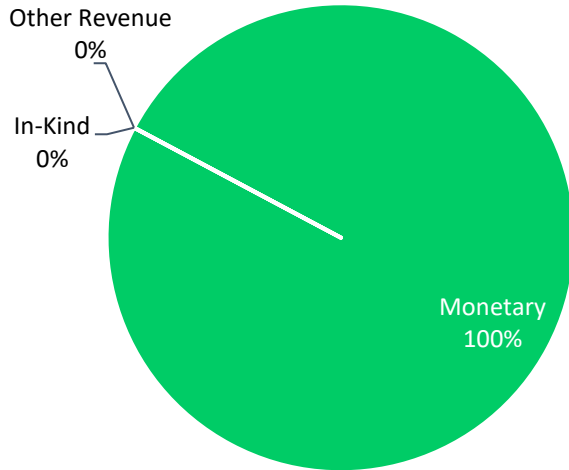
Contributor	Community	Description	Amount
None reported	n/a	n/a	\$0
In-Kind Contributions to the Yukon NDP Over \$250			\$0
In-Kind Contributions to the Yukon NDP \$250 and Under			\$0
TOTAL IN-KIND CONTRIBUTIONS TO THE YUKON NDP			\$0

Yukon Freedom Party 2022 Revenue Report

Summary of Reported Revenue and Contributions to the Yukon Freedom Party

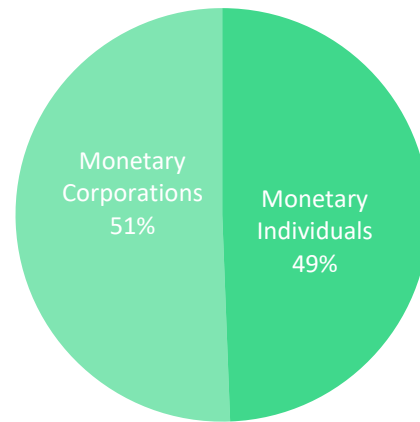
In 2022, the Yukon Freedom Party reported a total of \$988 in revenue. Of their total revenue, approximately half was from monetary contributions from corporations (51%) and monetary contributions from individuals (49%).

Figure 17: Total Reported Revenue by Source, Yukon Freedom Party



Total annual revenue = \$988

Figure 18: Total Reported Contributions by Source, Yukon Freedom Party



Total reported contributions = \$988

Table 12: Total Reported Revenue by Source, Yukon Freedom Party

Yukon Freedom Party	Total contributors	Total Amount	Average Contribution
Monetary	3	\$988	\$329
Individuals	2	\$488	\$244
Corporations	1	\$500	\$500
Unincorporated*	0	\$0	n/a
In-Kind	0	\$0	n/a
Individuals	0	\$0	n/a
Corporations	0	\$0	n/a
Unincorporated*	0	\$0	n/a
Other Revenue	n/a	\$0	n/a
Total	3	\$988	\$329
Individuals	2	\$488	\$244
Corporations	1	\$500	\$500
Unincorporated*	0	\$0	n/a

*Unincorporated includes Trade Unions and Political Parties

Table 13: Total Reported Contributions by Contribution Value, Yukon Freedom Party

		Total contributors	Total Contribution	Average Contribution
Monetary contributions	Individuals	2	\$488	\$244
	up to \$50	0	\$0	n/a
	\$50.01 to \$250	2	\$488	\$244
	Over \$250	0	\$0	n/a
	Corporations	1	\$500	\$500
	up to \$50.00	0	\$0	n/a
	\$50.01 to \$250.00	0	\$0	n/a
	Over \$250	1	\$500	\$500
	Unincorporated*	0	\$0	n/a
	MONETARY TOTAL	3	\$988	\$329
	up to \$50.00	0	\$0	n/a
	\$50.01 to \$250.00	2	\$488	\$244
	Over \$250	1	\$500	\$500
In-Kind Contributions	Individuals	0	\$0	n/a
	up to \$50.00	0	\$0	n/a
	\$50.01 to \$250.00	0	\$0	n/a
	Over \$250	0	\$0	n/a
	Corporations	0	\$0	n/a
	up to \$50.00	0	\$0	n/a
	\$50.01 to \$250.00	0	\$0	n/a
	Over \$250	0	\$0	n/a
	Unincorporated*	0	\$0	n/a
	IN-KIND TOTAL			
	up to \$50.00	0	\$0	n/a
	\$50.01 to \$250.00	0	\$0	n/a
	Over \$250	0	\$0	n/a
Total Contributions	Individuals	2	\$488	\$244
	up to \$50.00	0	\$0	n/a
	\$50.01 to \$250.00	2	\$488	\$244
	Over \$250	0	\$0	n/a
	Corporations	1	\$500	\$500
	up to \$50.00	0	\$0	n/a
	\$50.01 to \$250.00	0	\$0	n/a
	Over \$250	1	\$500	\$500
	Unincorporated*	0	\$0	n/a
	TOTAL CONTRIBUTIONS	3	\$988	\$329
	up to \$50.00	0	\$0	n/a
	\$50.01 to \$250.00	2	\$488	\$244
	Over \$250	1	\$500	\$500

*Unincorporated includes Trade Unions and Political Parties

Monetary Contributions to the Yukon Freedom Party over \$250

Contributor	Community	Amount
Precision North Mechanical	Whitehorse	\$500
Monetary Contributions to the Yukon Freedom Party Over \$250		\$500
Monetary Contributions to the Yukon Freedom Party \$250 and Under		\$488
TOTAL MONETARY CONTRIBUTIONS TO THE YUKON FREEDOM PARTY		\$988

In-Kind Contributions to the Yukon Freedom Party over \$250

Contributor	Community	Description	Amount
None reported	n/a	n/a	\$0
In-Kind Contributions to the Yukon Freedom Party Over \$250			\$0
In-Kind Contributions to the Yukon Freedom Party \$250 and Under			\$0
TOTAL IN-KIND CONTRIBUTIONS TO THE YUKON FREEDOM PARTY			\$0

Five-year Annual Revenue² (Total Revenue) Comparison

The combined revenue of all parties over the last five years has totaled \$1.2 million, with an average annual combined revenue of \$246,859. Annual revenue includes contributions (monetary + in-kind) and other revenue.

Figure 19: Five-year Annual Revenues, Yukon total

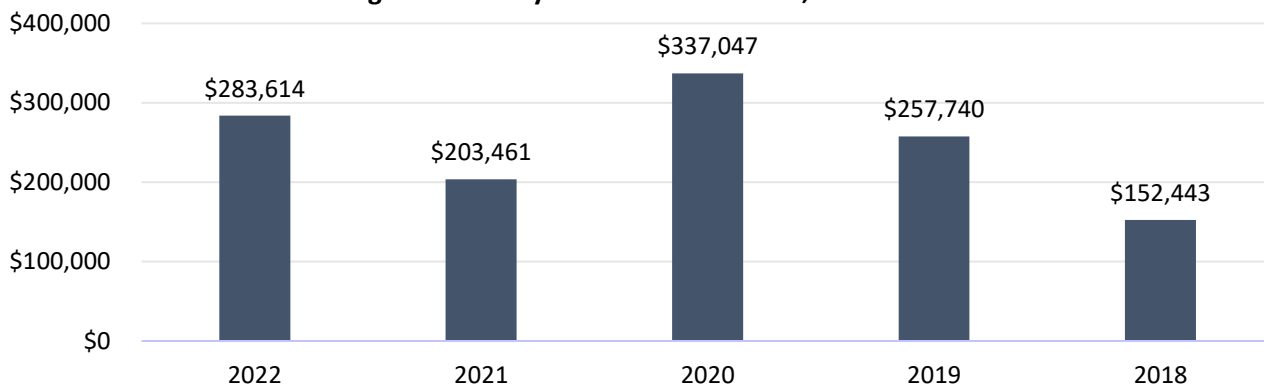


Figure 20: Five-year Annual Revenues, by Party

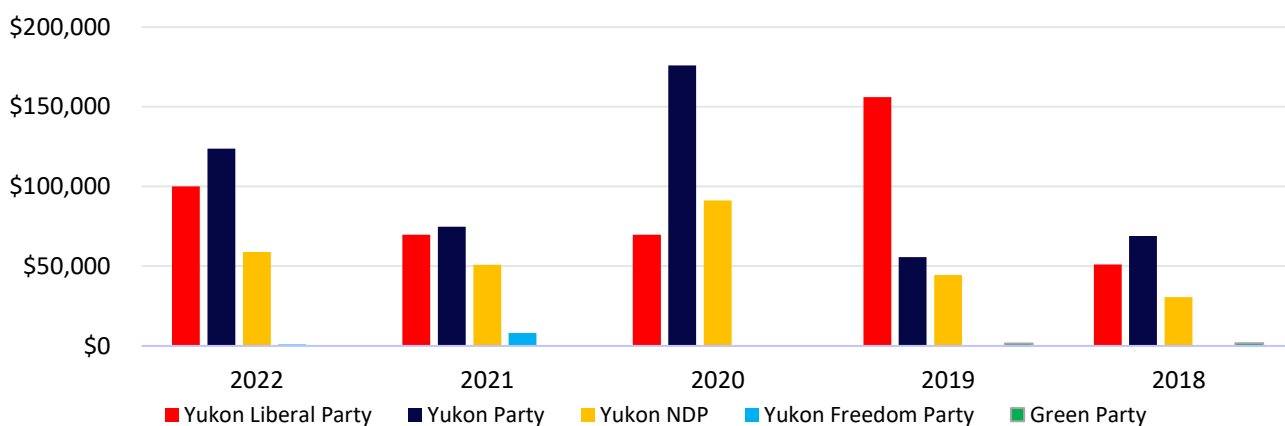


Table 14: Five-year Annual Revenues, by Political Party

Political Party	2022	2021 ³	2020	2019	2018
Yukon Liberal Party	\$99,978	\$69,698	\$69,853	\$156,000	\$51,020
Yukon Party	\$123,666	\$74,823	\$176,032	\$55,677	\$69,040
Yukon NDP	\$58,982	\$50,790	\$91,163	\$44,543	\$30,683
Yukon Freedom Party	\$988	\$8,150	n/a	n/a	n/a
Yukon Green Party	n/a	\$0	\$0	\$1,520	\$1,700
YUKON TOTAL	\$283,614	\$203,461	\$337,047	\$257,740	\$152,443

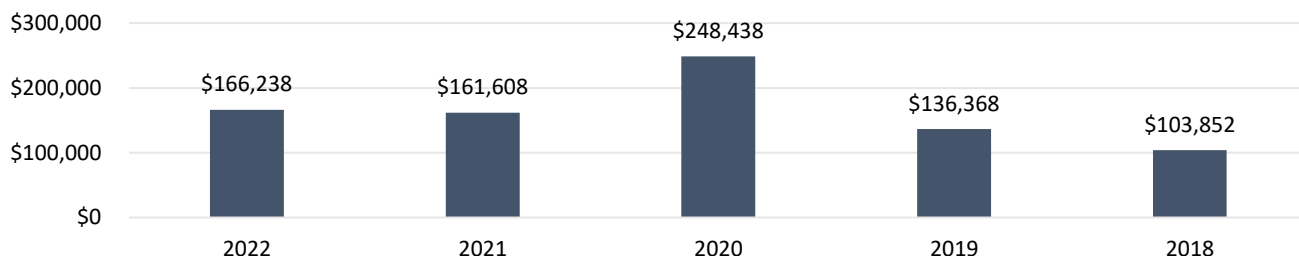
² Annual revenue *includes* other revenue. If there was an election during the calendar year, annual revenue excludes election revenue.

³ The Yukon Freedom Party was registered and the Green Party was deregistered as political parties in the Yukon in 2021. Contributions for 2021 exclude contributions made during the election period.

Five-year Annual Contribution⁴ Summary

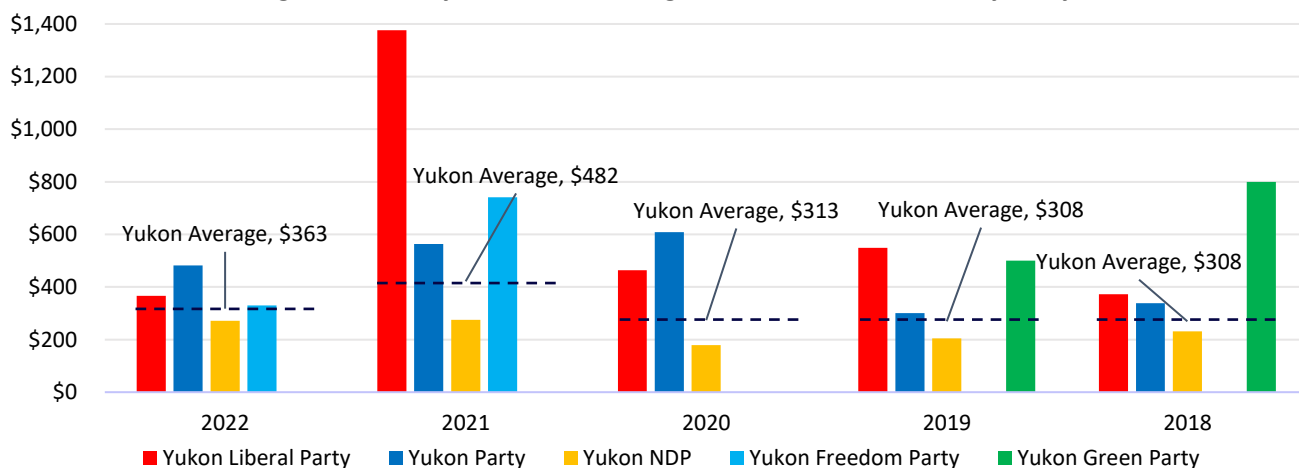
The combined contributions of all parties over the last five years totaled \$816,500. In 2022, \$166,238 was reported in the total contributions. This is 2%, or \$2,937 higher than the five-year (2022 to 2018) average total reported contributions of \$163,504. Annual contributions are the sum of monetary + in-kind revenue; they exclude other revenue.

Figure 21: Five-year Annual Value of Contributions, Yukon total



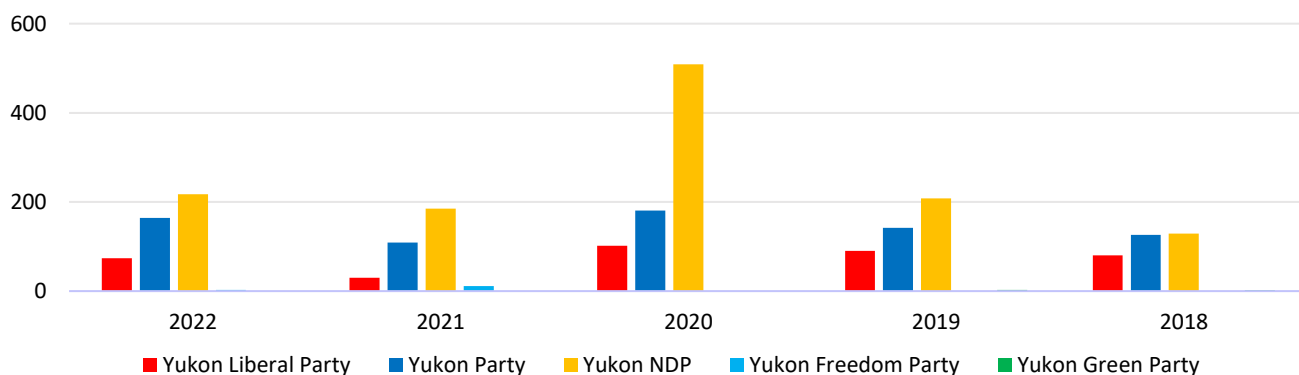
In 2022, the combined average contribution amount was \$363. This is \$8, or 2%, higher than the five-year (2022 to 2018) average contribution amount of \$335.

Figure 22: Five-year Annual Average Contribution Amount, by Party



In 2022, there were 458 total contributors. There were 15, or 3%, fewer reported total contributors in 2022 than the five-year (2022 to 2018) average number of contributors.

Figure 23: Five-year Annual Number of Contributions, by Party




⁴ Contributions *exclude* other revenue.

Table 15: Five-year Annual Contributions (Monetary + In-Kind), by Political Party

Political Party		2022	2021 ⁵	2020	2019	2018
Yukon Liberal Party	Contributors	74	30	102	90	80
	Total contributions	\$27,153	\$41,270	\$47,303	\$49,415	\$29,755
	Average contribution	\$367	\$1,376	\$464	\$549	\$372
Yukon Party	Contributors	164	109	181	142	126
	Total contributions	\$79,115	\$61,398	\$109,971	\$42,711	\$42,643
	Average contribution	\$482	\$563	\$608	\$301	\$338
Yukon NDP	Contributors	217	185	509	208	129
	Total contributions	\$58,982	\$50,790	\$91,163	\$42,741	\$29,854
	Average contribution	\$272	\$275	\$179	\$205	\$231
Yukon Freedom Party	Contributors	3	11	n/a	n/a	n/a
	Total contributions	\$988	\$8,150	n/a	n/a	n/a
	Average contribution	\$329	\$741	n/a	n/a	n/a
Yukon Green Party	Contributors	n/a	0	0	3	2
	Total contributions	n/a	\$0	\$0	\$1,500	\$1,600
	Average contribution	n/a	-	-	\$500	\$800
YUKON TOTAL	Contributors	458	335	793	443	337
	Total contributions	\$166,238	\$161,608	\$248,438	\$136,368	\$103,852
	Average contribution	\$363	\$482	\$313	\$308	\$308

⁵ The Yukon Freedom Party was registered, and the Green Party was deregistered as political parties in the Yukon in 2021. Contributions for 2021 exclude contributions made during the election period.

This page is intentionally blank



For additional information regarding this report,
please contact:



Elections Yukon
Box 2703 (A-9), Whitehorse, Yukon Y1A 2C6

Phone: (867) 667-8683
Toll-free (in Yukon): 1-866-668-8683
Fax: (867) 393-6977

E-mail: info@electionsyukon.ca
Website: www.electionsyukon.ca

